

2025 6

49,890

38,249

420,739

China Railway Group Limited

128

1 918

100070

24,741,653,683

30



"

"

1,280,000

2007 396

467,500

2007 35

382,490

49,890

38,249

420,739

2,129,990

1,709,251

80.25%

420,739

19.75%

2015 1312

1,544,401,543

22,844,301,543

1

25%

1

6

25%

5%

6

6

10

30

30

45

K

ì „ F G

G
J 0 0 IQih fqBp

re#

10%

3

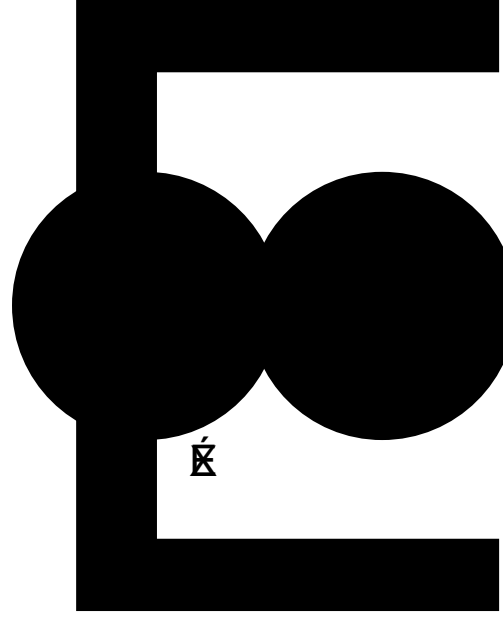


§



60

9



30

180

1%

NO

CR

10%

70%

12

10%

6

2

10%

10

5

10

5

10

10%

10

5

10

10%



10

2

1%

1%

20

10

15

N


2





P»p c

()


()











7











()

()

()

()

()

()

()

3

3

()

()

()

()

()

()

()

()

()

()

()

()

()

()

()

()

()

2



H

F1b6

B

À Û J É a &

Λ

E

T

C1

C.1

7-9

"

"

Environmental, Social and Governance ESG

()



1

10

10

10

5

Í X { G ½

Øa # E

(

XI GG'PX 2\$PFO

3

p

ESG

3.

4.

1.

e j s


2

3.

4.

5.

ê



3.

4.

1.

2

3.

1.

2



3.

4.

5.

6.

1

3

1.

2

3.

1.

2



30%

10%

1

2

3.

25%

1.

2

3.

4.

"


"

10

30

45

3



10

30

10%

10

60

30

45

