

2026

2027

●

●

2026

2027

1, 200. 00

●

●

70%

" " " "

2026

2027

2026 4 29

| | | | | |
|---------|---------|---------|---------|------------|
| | 2026 | 2027 | | |
| 2026 | | 2027 | | 1, 200. 00 |
| 1. 2026 | | 2027 | | |
| | 462. 00 | | 322. 00 | 140 |
| | | 70% | 301. 00 | |
| 70% | | 21. 00 | | 176. 49 |
| | 140 | | | |
| 2. 2026 | | 2027 | | |
| | | 519. 80 | | 363. 51 |
| | 71. 29 | | 85 | 70% |
| | | 389. 00 | | 70% |
| 45. 80 | | | 335. 67 | 85 |
| 3. 2026 | | 2027 | | |
| | 77. 15 | | | 70% |
| 61. 76 | | 70% | | 15. 39 |
| | 20. 05 | | | |
| 4. 2026 | | 2027 | | |

| | | | | | | | |
|----|--|---------|--------|-------|------|-------|-------|
| | | | | | | | |
| 1. | 70% | | | | | | |
| | | 100.00% | 65.92% | 21.00 | - | 21.00 | 0.57% |
| | | | | 21.00 | - | 21.00 | 0.59% |
| 2 | 70% | | | | | | |
| | Chi na Rai l way Fi rst Group Co. , Ltd. Si ngapore Branch | 100.00% | 99.50% | - | 1.08 | 1.08 | 0.03% |
| | | 100.00% | 86.86% | 3.13 | - | 3.13 | 0.08% |
| | | 100.00% | 89.45% | 9.00 | - | 9.00 | 0.24% |
| | | 100.00% | 88.20% | 5.00 | - | 5.00 | 0.13% |
| | | 100.00% | 97.14% | 3.24 | 2.46 | 5.70 | 0.15% |
| | | 100.00% | 76.71% | 24.86 | - | 24.86 | 0.67% |
| | | 100.00% | 88.08% | 7.50 | - | 7.50 | 0.20% |
| | | 100.00% | 82.87% | 7.00 | - | 7.00 | 0.19% |
| | | 100.00% | 96.11% | 6.25 | 6.20 | 12.45 | 0.34% |
| | | 100.00% | 77.48% | 0.85 | - | 0.85 | 0.02% |

| | | | | |
|--|--------|--------|--------|--------|
| | 0.02 | 4.48 | 4.50 | 0.12% |
| | 0.47 | - | 0.47 | 0.00% |
| | 0.06 | 0.44 | 0.50 | 0.01% |
| | 0.09 | 0.41 | 0.50 | 0.01% |
| | 0.73 | 1.32 | 2.05 | 0.04% |
| | 10.86 | -0.36 | 10.50 | -0.01% |
| | 89.93 | 70.00 | 159.93 | 4.31% |
| | | | | |
| | | | | |
| | | | | |
| | 0.48 | 1.52 | 2.00 | 0.05% |
| | 8.92 | 43.58 | 52.50 | 1.41% |
| | 184.13 | 250.66 | 434.79 | 11.72% |
| | | | 85.00 | 2.29% |
| | 184.13 | 250.66 | 519.79 | 14.01% |

3

| | | | | | | | |
|----|--|--------|---------|-------|------|-------|-------|
| | | | | | | | |
| 1. | | 70% | | | | | |
| | | 70.00% | 54.50% | 11.90 | - | 11.90 | 0.32% |
| | | 27.00% | 67.68% | 1.49 | - | 1.49 | 0.04% |
| | | 49.00% | 48.10% | 0.06 | 1.94 | 2.00 | 0.05% |
| | | | | 13.45 | 1.94 | 15.39 | 0.41% |
| 2. | | 70% | | | | | |
| | | 10.20% | 89.58% | 0.24 | 1.26 | 1.50 | 0.04% |
| | | 41.67% | 134.88% | - | 5.00 | 5.00 | 0.13% |
| | | 1.00% | 76.38% | 0.93 | 0.26 | 1.19 | 0.03% |

| | | | | | | | |
|---|------------------------|---------|---------|--------|--------|--------|--------|
| | | | | | | | |
| CRI - EAGLE INVESTMENT S(PTY) LTD | Montagprop(pty)l td | 1. 00% | 76. 36% | 0. 60 | 0. 07 | 0. 67 | 0. 02% |
| | | 44. 90% | 76. 38% | 41. 88 | 11. 53 | 53. 41 | 1. 44% |
| | | | | 43. 65 | 18. 11 | 61. 76 | 1. 66% |
| | | | | 57. 10 | 20. 05 | 77. 15 | 2. 08% |

4

/
/

| | | | | | | | |
|--|--|---------|--------|--------|--------|--------|-------|
| | | | | | | | |
| | | 100.00% | 89.11% | 16.45 | -8.99 | 7.46 | 0.20% |
| | | 100.00% | 83.62% | - | - | - | 0.00% |
| | | 100.00% | 87.93% | 2.68 | - | 2.68 | 0.07% |
| | | 100.00% | 89.45% | 2.45 | - | 2.45 | 0.07% |
| | | 100.00% | 83.26% | 3.03 | - | 3.03 | 0.08% |
| | | 100.00% | 88.20% | 4.18 | - | 4.18 | 0.11% |
| | | 100.00% | 88.08% | 5.68 | -2.00 | 3.68 | 0.10% |
| | | 100.00% | 88.27% | 4.12 | - | 4.12 | 0.11% |
| | | 100.00% | 88.41% | 4.02 | -2.51 | 1.51 | 0.04% |
| | | 100.00% | 84.34% | 7.17 | -7.17 | - | 0.00% |
| | | 100.00% | 75.92% | 5.00 | 0.66 | 5.66 | 0.15% |
| | | 100.00% | 75.01% | 1.90 | -0.76 | 1.14 | 0.03% |
| | | 100.00% | 80.55% | 0.91 | - | 0.91 | 0.02% |
| | | 100.00% | 73.34% | 11.06 | -0.01 | 11.05 | 0.30% |
| | | 100.00% | 84.96% | 2.88 | - | 2.88 | 0.08% |
| | | 100.00% | 80.91% | 7.00 | 3.00 | 10.00 | 0.27% |
| | | 100.00% | 92.42% | 3.70 | - | 3.70 | 0.10% |
| | | | | 121.02 | -30.01 | 91.01 | 2.57% |
| | | | | 172.42 | -31.37 | 141.05 | 3.80% |

1.

2026 7 1 2027 6 30

2.

vn

3.

/

/

/

/

/



/


4.

70%

2026 3 31

2025





2026

2027

2026

2027

1, 200. 00

1122. 85

141. 05

756. 80

225

77. 15

2025

c

2026 4 30